



## Watershed Sudoku

Draw in the missing pictures so that every row, column and section contains a different part of the watershed. Only one of each "part" can be in each row across and each row down.

House



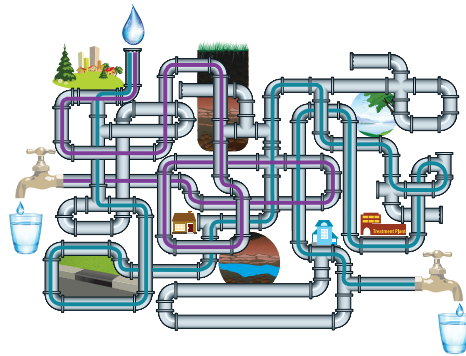
Water



Earth



Pet




## Ask Maxine

How big is the watershed I live in?  
Do my neighbors live in the same watershed I do?

**Answer:** Watersheds can be big or small. They usually have some high points of land like hills, mountains or ridges. When rain, sleet or snow falls to the ground, it runs from the higher points to the lower points. Gravity pulls it downhill until it reaches a body of water. If the land in your watershed is steep, the water usually runs off into rivers or streams. If the land around you is level, the water will slowly flow into lakes or ponds, or seep into the soil and add to groundwater.

If you would like to see a map of your watershed and find out if your neighbor lives in the same one you do, use the internet to go to:  
<http://cfpub.epa.gov/surf/locate/index.cfm> and click on "Surf Your Watershed".

Maxine worked for NACD for 47 years. That's why we always ask Maxine.



National Association of  
Conservation Districts

Special thanks to the NACD S&E Committee and reviewers

Project Manager: [stewardship@nacdn.net](mailto:stewardship@nacdn.net)

Content Writer: Teresa D. Southerland

Booklet designed by Willow Marketing, Indianapolis, IN

Additional education material available at:

<http://www.nacdn.net/general-resources/stewardship-program/>

Booklet designed for use with Grades 2-3

© NACD [nacdn.net](http://nacdn.net) 2018

# WATERSHEDS

## OUR WATER, ©

## OUR HOME



Level 2



# You... Me... and Spot

We all  
live in the  
**WATERSHED!**



A watershed is land that water flows over. Have you ever watched it rain? The raindrops fall on the soil and flow! Water can also flow

THROUGH the soil. Water soaks through the soil until it reaches groundwater, water that moves through spaces in soil and rock underground. A lot of the water we use and drink every day comes from water in the ground. All of the land on the whole earth is made up of watersheds. We all live in a watershed. We share the water in our watershed with other people, with animals and with plants.



Write the names of three people who live in your watershed.

1. \_\_\_\_\_
2. \_\_\_\_\_
3. \_\_\_\_\_



Draw a picture of a plant that grows in your watershed.



Draw a picture of an animal that lives in your watershed.

# A watershed is an area of land.

Rain and melting snow drain off of the land into a river, lake, or body of water.

Some of the water you drink comes from the watershed you live in. Water from the watershed drains into lakes, rivers and streams or through the soil into groundwater. If you live in a city or town the water you drink is probably cleaned at a treatment plant. The clean water travels through pipes and comes out of your faucet!



## Help the rain drop find its way into your glass.

If you live in a town or city draw a line from the raindrop, to the watershed, to the storm drain, to the lake, to the water treatment plant, to the house, to the faucet and into your glass!

If your water comes from a well draw a line from the raindrop, to the watershed, through soil, to groundwater, to the house, to the faucet and into your glass!

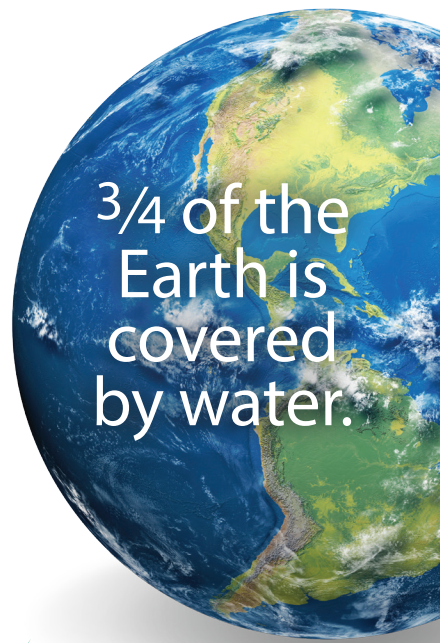






# Where does all of the rain and snow go?

Most of the earth is covered with water.




A lot of rain, sleet and snow falls into oceans, rivers, lakes, ponds and streams. Some of it lands on the ground in your watershed. The way we treat the land in our watershed can have a big impact on the water we drink.

Is there an ocean, lake, river, stream or pond near where you live?

  
YES  
NO

Gravity helps the rain, sleet and snow flow from the ground to join the rest of the water in the oceans, lakes, rivers, streams or ponds. Some of the water we drink comes from these lakes and rivers.



Some rain, sleet and snow flows over sidewalks and streets and runs into storm drains. Are there sidewalks or streets in front of your home?

  
YES  
NO

Is there a storm drain on your street?


  
YES  
NO

Some rain, sleet and snow soaks into the ground where it is stored as groundwater.

Some of the water we drink comes from groundwater. If the water in your home comes from a well it comes from groundwater. Does the water in your home come from groundwater?

  
YES  
NO





# The Water In Your Watershed

We all live in a watershed.

Watersheds can have a big impact on the water we drink.

We all need clean water to drink.

It is very important to take good care of our watersheds.

We all live on land.

The way we treat the land in our watersheds can have a big impact on the water we drink.



























## We should drink at least 6-8 glasses of water every day.

Keep track of the number of glasses of water you drink for the next three days. Draw a circle around a water drop every time you drink a glass of water.

How many glasses of water did you drink?

Day 1 \_\_\_\_\_ Day 2 \_\_\_\_\_ Day 3 \_\_\_\_\_

Day 1								
Day 2								
Day 3								



## Did you know

Did you know that your body is made up of 2/3 water?

Water helps your body keep a healthy temperature.

Water protects the organs in your body.

Water keeps the tissues in your eyes, nose and mouth moist.

Water helps dissolve the minerals and nutrients in the food you eat so that your body can use them.

Water helps flush things out of your body that could harm it.

Your body needs fresh, clean water to be healthy!







Find and circle these words in the puzzle:

- |         |        |
|---------|--------|
| CLEAN   | RAIN   |
| GROUND  | RIVER  |
| HEALTHY | SNOW   |
| LAKE    | STREAM |
| OCEAN   | WATER  |
| POND    | WELL   |

D U R D K N I R H L Z M R J C  
 Q N N C F I E S S D R A T R A  
 O O U L W T A B P M L E B T R  
 P D T O A V D D X L L R M X P  
 M C X W R E J W M Z E T G M I  
 U G K T A G I A Q Q W S A S K  
 Y Q T F X N W Q O Z M G T V Z  
 R Y W G A O Y Q D O S W X R O  
 Y H T L A E H A D C O N A Q D  
 M D R N V Y R D W E X I R I N  
 R I W V G H Z I L A N T C X Y  
 C L E A N W K W V N E K A L Q  
 V U Q S Q N O K R E E A U G L  
 O S I F Q K Q N L Q R S F M L  
 Q Q V S A W Y E S S E K A O G

# HEALTHY WATERSHED = HEALTHY WATER

Out of all the water on earth we can only use 1% to drink, bathe, brush our teeth, water our gardens, wash our dishes, cook with, wash our dogs and all of the other things we use water for.

Most of earth's water is in the oceans and is salty. Some of earth's water is frozen in glaciers and ice caps. There is very little fresh water that we can use and it flows through our watersheds!


Do the following activity to see how much of Earth's water we can use.

You will need:

- A Bowl of Water
- Two Cups
- A Teaspoon

What to do:

1. Put 100 teaspoons of water into the first cup.
2. Put 1 teaspoon of water into the second cup.



1. 2.

Take a look:

The first cup represents all of the water on Earth.

The second cup represents all of the fresh water we have available to use for ALL humans, animals and plants to live healthy lives.





Our daily habits are very important to the health of our watershed...

# AND OUR WATER!

Some of our habits keep our watershed healthy, and some of them can harm it. Match the good habits to the healthy water and the harmful habits to the unhealthy water. An example has been done for you.



Turn water off while brushing teeth.



Use a broom to sweep sidewalks.

Leave soil bare.



Compost vegetable and fruit scraps.



Keep grass clippings on the lawn.

HEALTHY

UNHEALTHY



Put mulch around trees and plants.



Recycling.



Pick up pet waste and flush down the toilet.



Pour waste material in storm drains.



Spray driveway with a hose to clean.

Harmful bacteria from pet waste can be washed into storm drains by rain.

Recycling saves energy, water and natural resources.

Compost conserves water and provides plants with healthy nutrients.

Keep harmful materials out of storm drains. Use a broom instead of a hose to clean driveways and sidewalks.

Grass clippings left on the lawn help conserve water and provide healthy nutrients for the soil.

Bare soil can lead to erosion.